

Measuring the achievement gap(s)

Amanuel Medhanie & Eric Vanden Berk

Minneapolis Public Schools

Amanuel.Medhanie@mpls.k12.mn.us

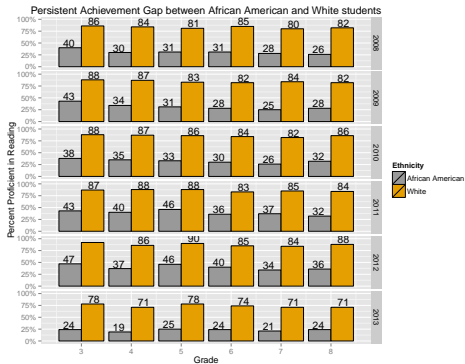
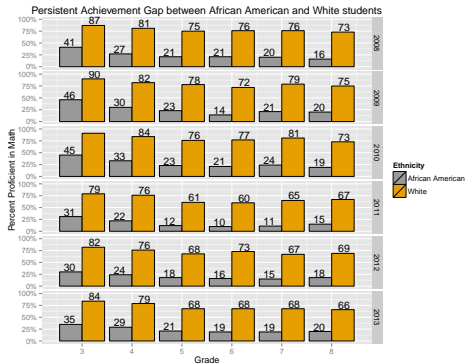
Eric.Vandenberk@mpls.k12.mn.us

December 13, 2013



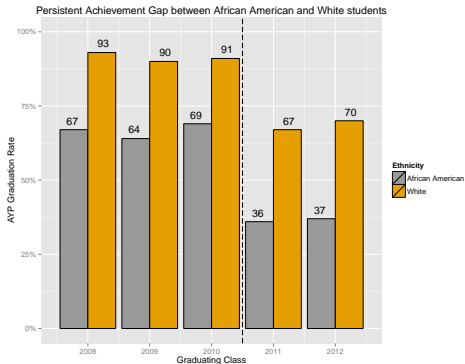
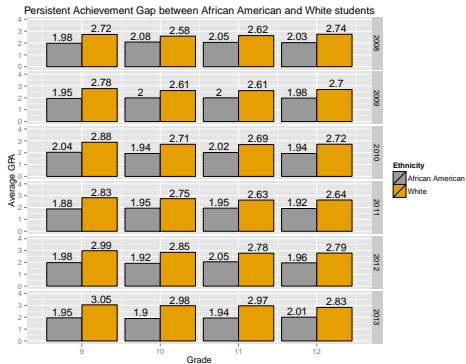
- 1 How does MPS measure the achievement gap(s)?
- 2 Challenges with current approach to measuring the gap(s).
- 3 One possible solution

Examples of current approach (Black-white gap):



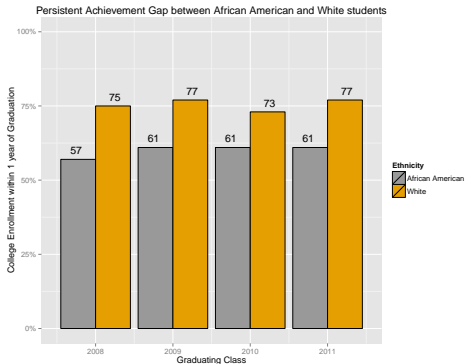
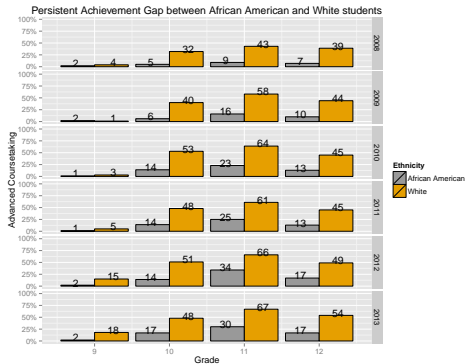
MINNEAPOLIS
PUBLIC SCHOOLS
Urban Education. Global Citizens.

Examples of current approach (Black-white gap):



MINNEAPOLIS
PUBLIC SCHOOLS
Urban Education. Global Citizens.

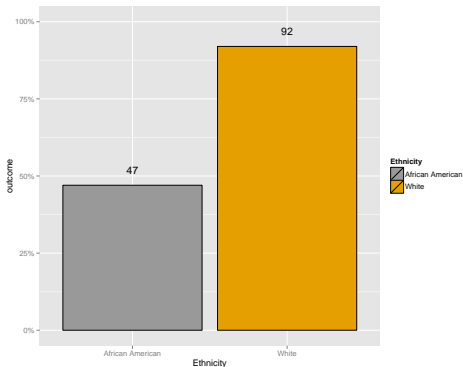
Examples of current approach (Black-white gap):



MINNEAPOLIS
PUBLIC SCHOOLS
Urban Education. Global Citizens.

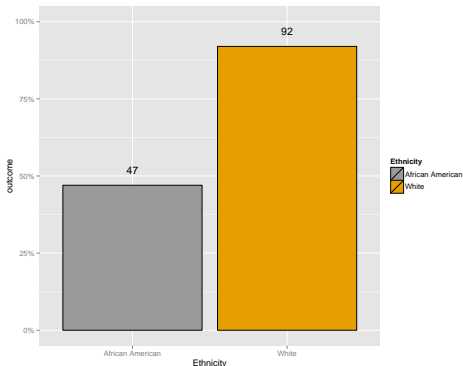
Challenge: Goal Setting

"Our black-white achievement gap in 3rd grade reading was 45% in 2012"



Challenge: Goal Setting

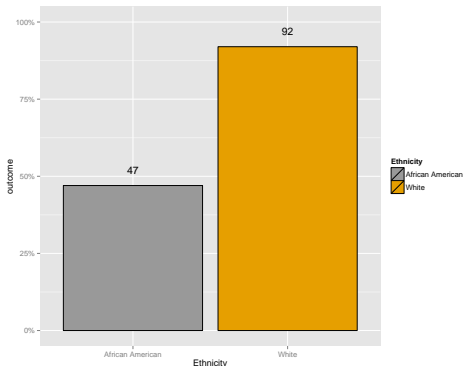
"Our black-white achievement gap in 3rd grade reading was 45% in 2012"



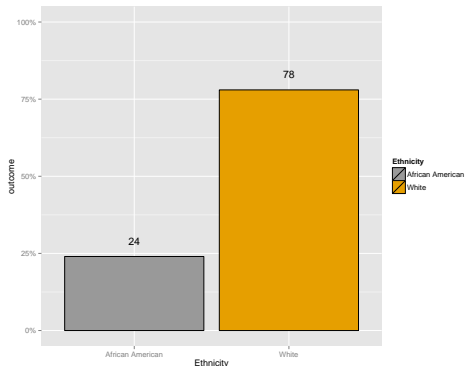
We want to decrease this gap by 1% next year

Challenge: Goal Setting

3rd Grade gap of 45% in 2012



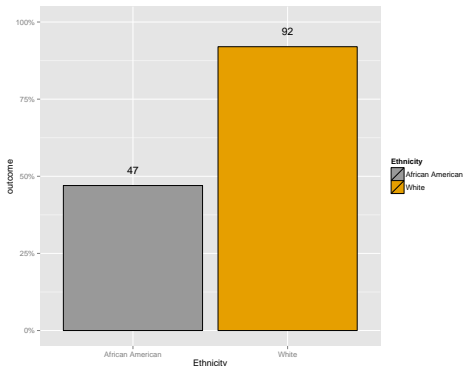
3rd Grade gap of 54% in 2013



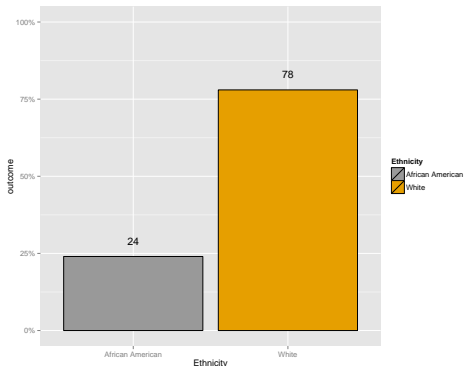
MINNEAPOLIS
PUBLIC SCHOOLS
Urban Education. Global Citizens.

Challenge: Goal Setting

3rd Grade gap of 45% in 2012



3rd Grade gap of 54% in 2013



Why is the black-white gap getting worse in 3rd grade?



Challenge: Goal Setting

Because the 3rd grade black-white gap in 2013 is bigger than the gap in 2012, **something about our 3rd grade classrooms is making the black-white achievement gap worse.**

Challenge: Goal Setting

Because the 3rd grade black-white gap in 2013 is bigger than the gap in 2012, **something about our 3rd grade classrooms is making the black-white achievement gap worse.**

Student achievement (2013) = **What I learned** + What I knew

vs.

Student achievement (2012) = **What I learned** + What I knew



One solution

Follow a cohort of students through the district.



One solution

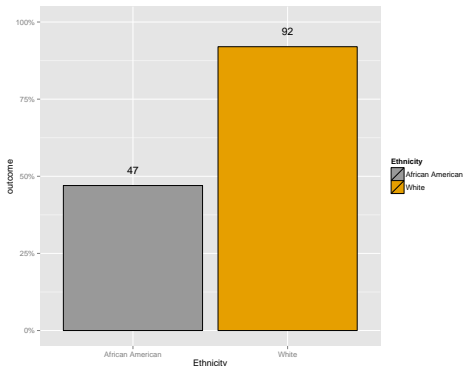
Follow a cohort of students through the district.

Student achievement (2013) = **What I learned** + Student achievement (2012)

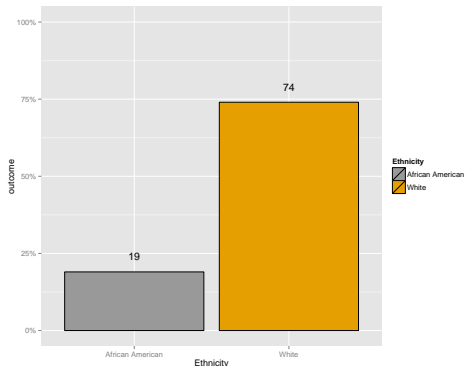


Cohort Example:

3rd Grade gap of 45% in 2012

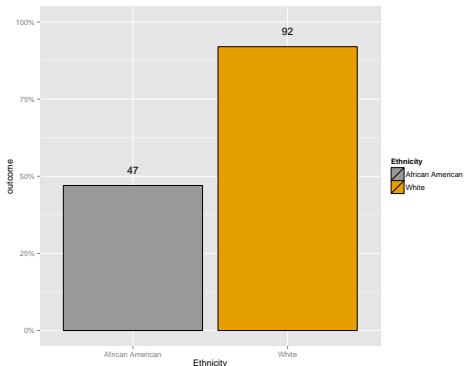


4th Grade gap of 55% in 2013

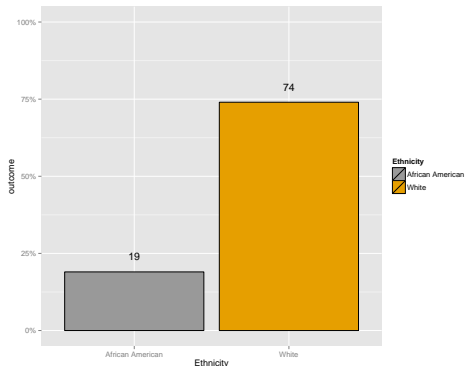


Cohort Example:

3rd Grade gap of 45% in 2012



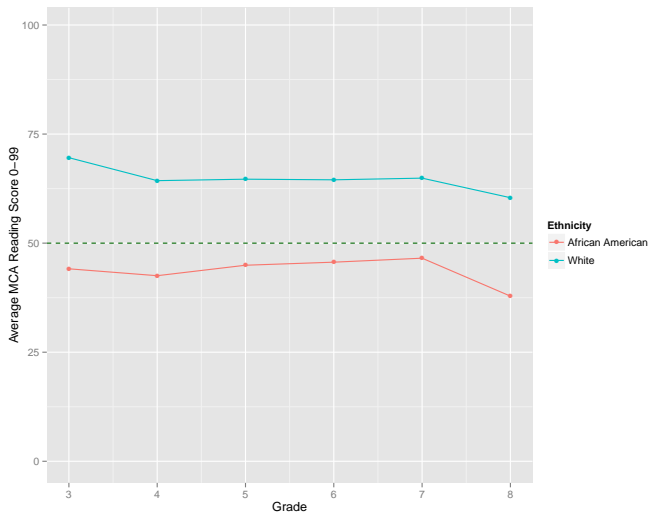
4th Grade gap of 55% in 2013



Why is the black-white gap getting worse in 4th grade?



Another cohort Example: 2008 3rd grade cohort



Questions/Comments?